



SUNON

SPECIFICATION FOR APPROVAL

CUSTOMER :
 DESCRIPTION : DC BRUSHLESS BLOWER
 DIMENSIONS : 35X35X6 mm
 MODEL : GB0535AEB2-8
 P/N : M
 APPROVED NO :
 APPROVED BY :
 (AUTHORIZED)



DAWN	<i>Yuchen 7/21</i>	CHKD.	<i>Kiddy</i>	APPD.	<i>WJ</i>	SPEC. NO.	B350073
						ISSUE DATE	03.03.1999
						EDITION	1
						REVISE DATE	07.21.2000
						E.SPEC	EB10078

建準電機工業股份有限公司
 SUNONWEALTH ELECTRIC MACHINE INDUSTRY CO., LTD.
 12FL., 120 CHUNG CHENG 1ST RD., TEL:886-7-7163069(41 LINES)
 KAOHSIUNG, TAIWAN, R. O. C. FAX:886-7-7163086~89


DC BRUSHLESS BLOWER

MODEL: GB0535AEB2-8

P/N : M

CHARACTERISTICS

- 1. Motor Design : Patented single-coil DC brushless 8 poles motor design.
- 2. Insulation Resistance : More than 500M ohm between internal stator and lead wire(+) measured by DC 500V.
- 3. Dielectric Strength : Applied AC 500V for one minute or AC 600V for 2 seconds between housing and lead wire(+)
- 4. Noise Level : Measured in an semi-an echoic chamber with background noise level below 15 dB(A). The fan is running in free air with microphone at a distance of one meter from the fan intake.
- 5. Input power, Current & Speed : Measured after continuous 30 minutes operation at rated voltage in clean air at ambient temperature of 25 degrees C.
- 6. Tolerances : ±15% on rated power and current
- 7. Motor Protection : Locked rotor protected.
- 8. Air Performance : Measured by a double chamber. The value are recorded when the fan speed is stabilized at rated voltage.



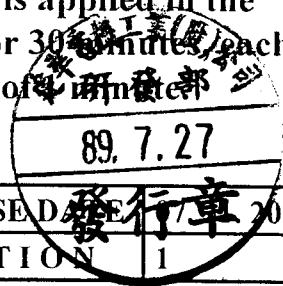

建準電機工業股份有限公司 SUNONWEALTH ELECTRIC MACHINE INDUSTRY CO., LTD.	SPEC. NO.	B350073	REVISED DATE	89. 7. 27
	ISSUE DATE	03. 03. 1999	EDITION	發行章
	PAGE	2 OF 8		

SPECIFICATIONS

MODEL: GB0535AEB2-8

P/N : M

- 1-1. Rated Voltage : 5 VDC
- 1-2. Operating Voltage Range : 3-6 VDC
- 1-3. Starting Voltage : 3 VDC
- 1-4. Speed (Reference Value) : 7000 RPM
- 1-5. Air Delivery : 0.8 CFM
- 1-6. Static Pressure : 0.24 Inch-H₂O
- 1-7. Rated Current : 0.08 AMP
- 1-8. Rated Power : 0.4 WATTS
- 1-9. Noise Level : 26 dB(A)
- 1-10. Direction of Rotation : Counter-clockwise viewed front fan blade
- 1-11. Operating Temperature : -10 to +90 Deg.C
- 1-12. Storage Temperature : -40 to +90 Deg.C
- 1-13. Bearing System : Precise ball bearing system
- 1-14. Weight : 11g
- 1-15. Safety : UL/CUR/TUV/CE Approvals
- 1-16. Vibration : Vibration of acceleration 1.5G and Frequency 5~50~5Hz is applied in the 3 directions(X,Y,Z) for 30 minutes each Direction at the cycle of





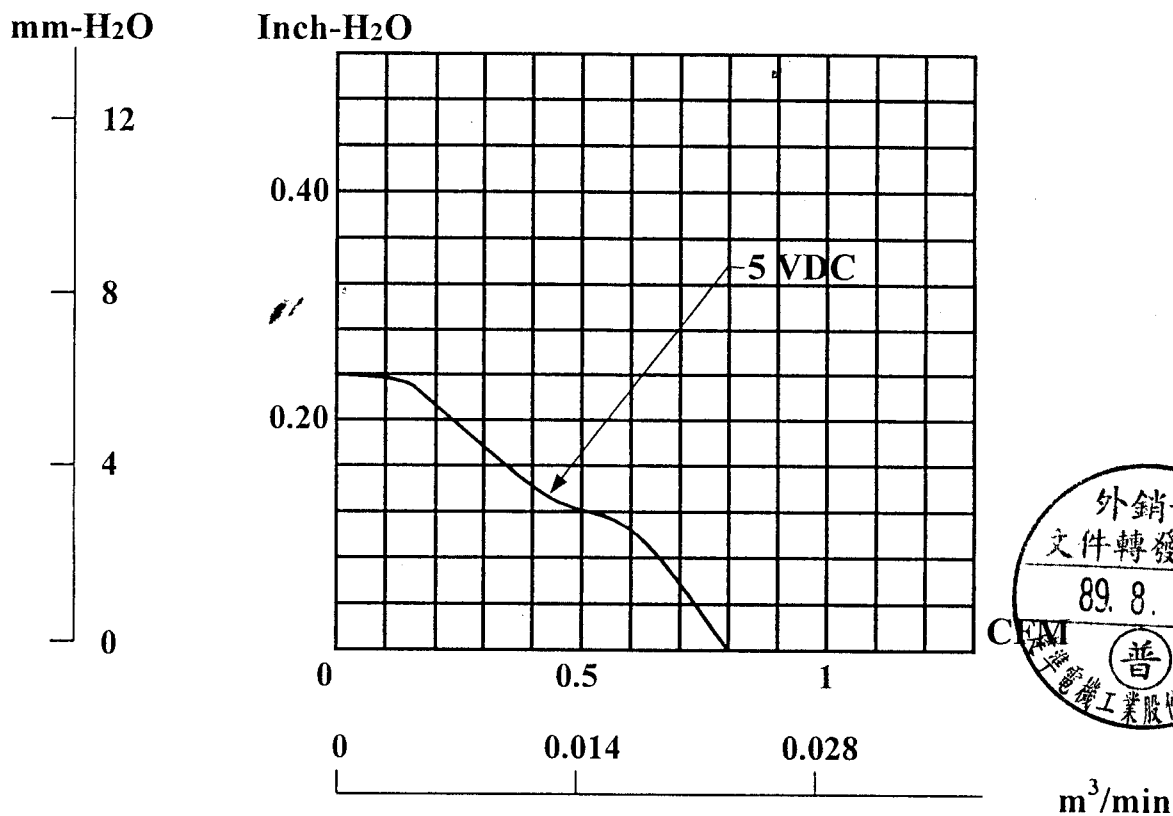
建準電機工業股份有限公司 SUNONWEALTH ELECTRIC MACHINE INDUSTRY CO., LTD.	SPEC. NO.	B350073	REVISED DATE	7/2000
	ISSUE DATE	03. 03. 1999	EDITION	1
	PAGE	3 OF 8		

MODEL : GB0535AEB2-8

P/N : M

PERFORMANCE CURVES

STATIC
PRESSURE


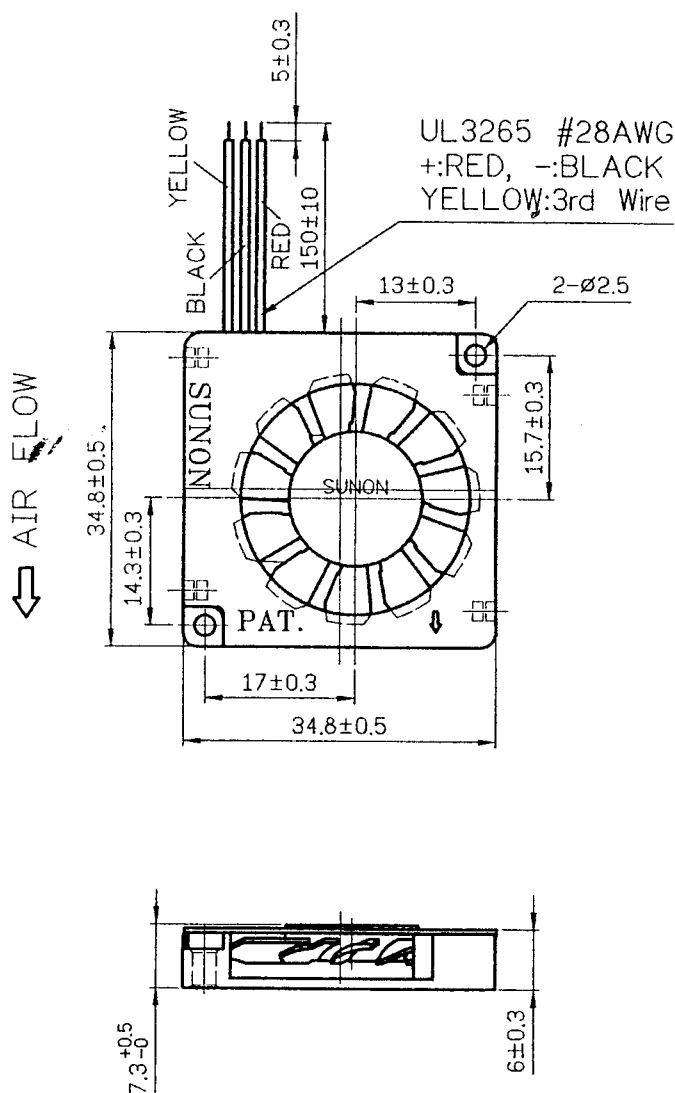


建準電機工業股份有限公司 SUNONWEALTH ELECTRIC MACHINE INDUSTRY CO., LTD.	SPEC. NO.	B350073	REVISE DATE	07.21.2000
	ISSUE DATE	03.03.1999	EDITION	1
	PAGE	4 OF 8		

MATERIAL

- 2-1. Frame : DIE-CAST ALUMINUM
- 2-2. Impeller : Thermoplastic PBT of UL 94V-0
- 2-3. Bobbin : Thermoplastic PBT of UL 94V-0
- 2-4. Lead Wire : UL3265,28AWG,+RED;-BLACK
YELLOW: 3 rd Wire

DIMENSIONS



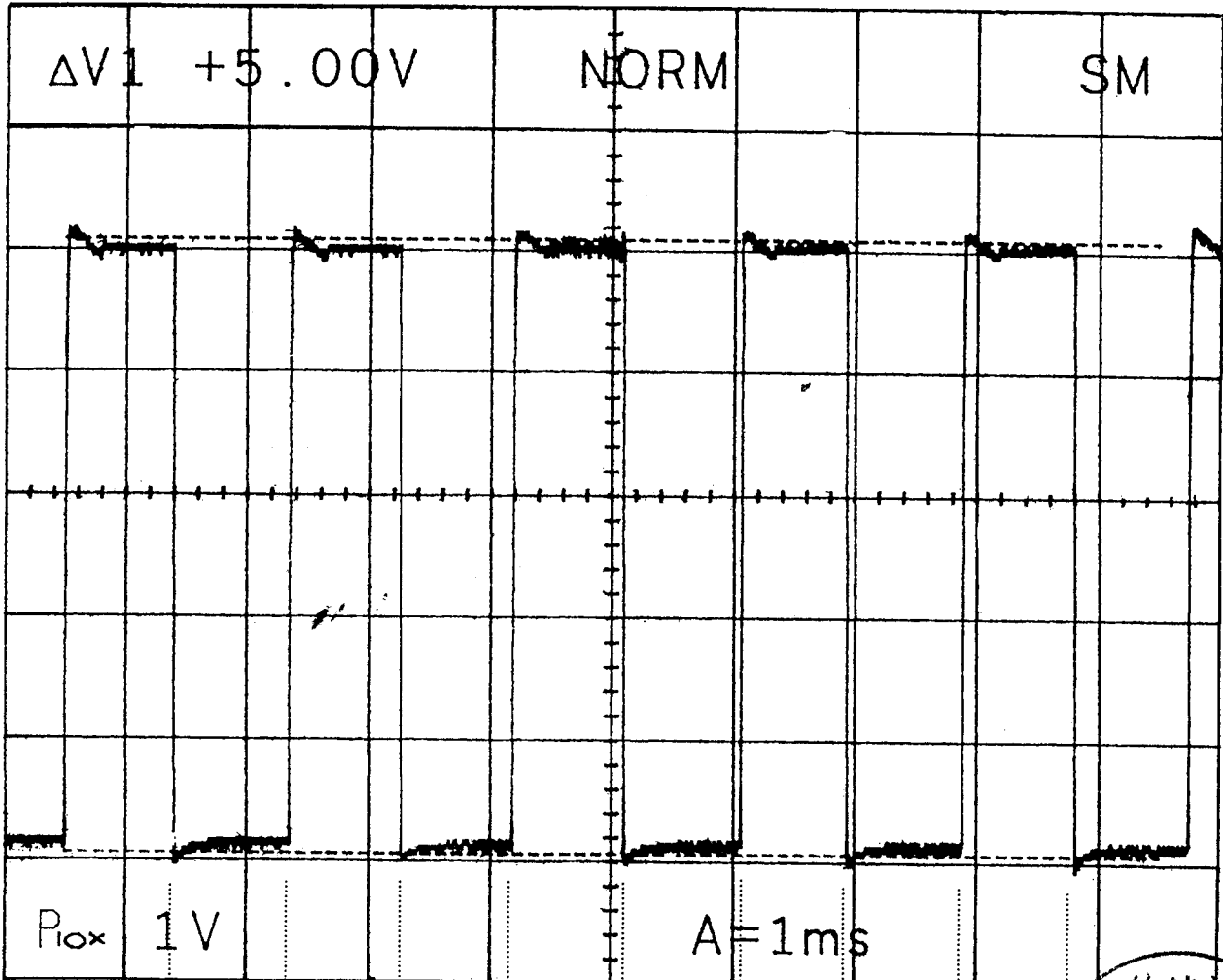
- 1. One directional exhaust
- 2. The Best Mounting Direction: Fan blade face up or shaft horizontal direction.

UNITS : mm

建準電機工業股份有限公司
SUNONWEALTH ELECTRIC
MACHINE INDUSTRY CO., LTD.

SPEC. NO.	B350073	REVISE DATE	89. 7. 27
ISSUE DATE	03. 03. 1999	EDITION	1
PAGE	5 OF 8		

發行章



T₁ T₂ T₃ T₄ T₅ T₆ T₇ T₈

←

T=1 Rotation

$$T = T_1 + T_2 + T_3 + T_4 + T_5 + T_6 + T_7 + T_8 = (1 \text{ Rotation})$$

$$T_1 = T_2 = T_3 = T_4 = T_5 = T_6 = T_7 = T_8 = \frac{60}{8(\text{rpm})}$$

外銷部
文件轉發行章
89. 8. 18

建準電機工業股份有限公司

研發部

89. 7. 27

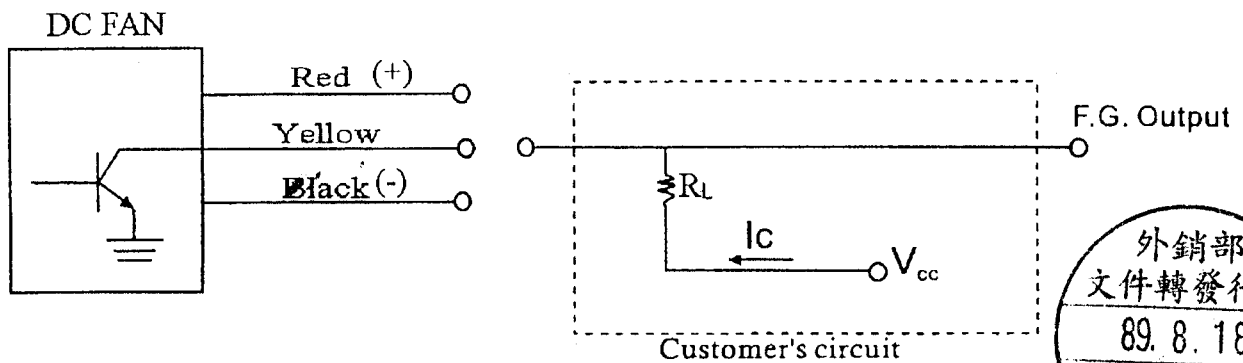
建準電機工業股份有限公司 SUNONWEALTH ELECTRIC MACHINE INDUSTRY CO., LTD.	SPEC. NO.	B350073	REVISE DATE	發行章 006
	ISSUE DATE	03. 03. 1999	EDITION	1
	PAGE	6 OF 8		

FAN 3rd WIRE SIGNAL

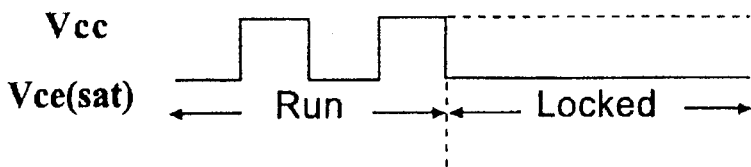
Fan with switching driving circuit designed for rpm measurement:

These fan motors have three lead wires: (+:Red,-:Black,output signal for 3rd wire:Yellow)

- M Type
 - ◆ Low voltage start-up
 - ◆ 3rd wire square wave signal was amplified by a transistor (open collector type)



外銷部
文件轉發行章
89. 8. 18
建準電機工業股份有限公司





$V_{cc} = + 7.5 \text{ V max}$
 $I_c = 10 \text{ mA max}$
 $V_{ce(sat)} = 0.5 \text{ V max}$
 $I_c = \frac{V_{cc} - V_{ce(sat)}}{R_L} \leq 10 \text{ mA}$

建準電機工業(股)公司
研發部
89. 7. 27
發行章

建準電機工業股份有限公司 SUNONWEALTH ELECTRIC MACHINE INDUSTRY CO., LTD.	SPEC. NO.	B350073	REVISE DATE	87. 2. 2000
	ISSUE DATE	03. 03. 1999	EDITION	發行章
	PAGE	7 OF 8		

Notes

1. SUNON will not guarantee the products if the application of our products is exceeded the limitation which is specified on this specification.
2. In case of change of the specification specified on this document, a written notice is requested in advance.
3. Please do not touch the impeller with pressure and never bring the fan with lead wire. The bearings and lead wire may be damaged.
4. No guarantee on the products against the safety problem or failure caused by powder dust, drop of water or insect.
5. If there is any data or related documentation different from this data sheet, this data sheet is the principal reference.
6. For the purpose of MIS, please indicate SPEC No. on every order.
7. In case of the fan has no polarity protection function, wires with same color (electrode) must be connected together during the assembly. (i.e. red + red, black + black) or the fan will be damaged immediately.
8. Please do not use the fan in the environment of corrosive gas or liquid or any detrimental gas.
9. Please do not store the fan in the environment of high / low temperature, high humidity or any detrimental gas. Please store the fan within 6 months, every 6 months, there shall be a linkage of electric current to the fan, even though the fan is stored in room temperature.
10. While the fan is in operation, please do not lock the fan intentionally for a long period of time, since the continuous stoppage will result in over-heat and damage of the fan.
11. During the installation of the fan, please pay substantial attention to possible noise cause by resonance vibration and vibration.
12. During the testing of the fan, please be sure to use finger guard to insure safety.
13. Unless otherwise specified, if there is any doubt in the judgement, the temperature and relative humidity range of environment will be take in according to the standard condition as 25°C and 65%.



建準電機工業股份有限公司 SUNONWEALTH ELECTRIC MACHINE INDUSTRY CO., LTD.	SPEC. NO.	B350073	REVISE DATE	89. 07. 27 2000
	ISSUE DATE	03. 03. 1999	EDITION	
	PAGE	8 OF 8		