





SPECIFICATION FOR APPROVAL

TO : _____

REF. No. _____

APPROVED DATE 	CHECKED DATE  	PREPARED DATE 
--	--	--

MODEL No. AD1212HB-F53 P.S. (N)

DESCRIPTION: DC FAN (RoHS) REV. A

ID No. _____

THIS OFFER IS MADE ACCORDING TO YOUR CURRENT INQUIRY.
UNLESS OTHERWISE REVISED, THIS SPECIFICATION WILL BE FINAL FOR
ALL FUTURE PRODUCTION OF ORDERS FROM YOUR RESPECTED COMPANY

KINDLY STUDY IN DETAILS AND RETURN TO US THE DUPLICATE DULY
SIGNED AS YOUR CONFIRMATION OF SAME.



ADDA CORP.
REGISTERED TO ISO 9001
ISO/TS 16949
CERTIFICATE NO. A8035

ADDA ADDA CORPORATION

D A T A - S H E E T

Engineering

BRUSHLESS AXIAL COOLING FANS.

Printed on: 09/04/18

Customer :	Ref: (RoHS)	
ADDA Model No. :	AD1212HB-F53	P.S:(N)
Samples attached :	piece(s)	
Safety Approval :	UL,CUL,CSA,TUV,CE	
Specifications		
=====		
ITEM	SPECIFICATION / CONDITION	

DIMENSIONS	:	120x120x38 mm
BEARING TYPE	:	BALL
RATED VOLTAGE	:	12.0 VDC
OPERATING VOLTAGE RANGE	:	10.8 VDC - 13.2 VDC
START-UP VOLTAGE	:	7.0 VDC, NORMAL
REAL CURRENT	:	0.390 Amp.
REAL POWER	:	4.680 Watt.
RATED CURRENT	:	0.500 Amp. + 10% MAX
RATED POWER	:	6.000 Watt.
RATED SPEED	:	2800 RPM \pm 10%
		(IN FREE AIR AT RATED VOLTAGE)
AIR FLOW	:	105.40 CFM
		(IN FREE AIR AT RATED VOLTAGE)
STATIC AIR PRESSURE	:	0.265 Inch water
		(IN FREE AIR AT RATED VOLTAGE)
NOISE LEVEL	:	46.7 dB(A)
MOTOR PROTECTION	:	BY IC
CONNECTION LEAD TYPE	:	WIRE ,AWG#24
LIFE EXPECTANCY	:	70000 Hours at 40°C / 65%
NET WEIGHT	:	297 Gram.
PACKING	:	40 pcs. per Export Carton
<p>Unless otherwise stated, the relative humidity is 65%, and the temperature is 40°C for the standard testing. Should you have any doubt, please refer to the environmental conditions specified in the acknowledgement document.</p>		
ADDA CORPORATION	Model No.: AD1212HB-F53	P.S:(N)
		Page 1/4



SPECIFICATION

5.0 MECHANICAL INSPECTION

5.1 Rotation Direction

Counterclockwise when look into impeller side.

5.2 Protection

All fans have integrated protection against locked rotor condition so that there will be no damage to winding or any electronic component.

Restarting is automatic as soon as any constraint to rotation has been released.

As fan placed at dead angle position, and the switch was changed from off to on. Restarting was automatic normal as soon as and proved that this fan is good fan.

5.3 Locked Rotor Protection

No damage shall be found after 72 hours continuously at condition of rotation locked.

Restarting is automatic as soon as constraint to running has been released.

5.4 Avoid the damage, check the correct voltage and proper polarity before connecting with power.

5.5 Free Drop Shock

In minimum package condition, the fan should withstand drops on any three faces from a height of 30cm onto a wood board of 10mm thick.

5.6 Please do not stick a grease and/or an oil to the fan housing or blade which may have a harmful influence by a chemical reaction at high humidity.

5.7 If the fan is reinstalled, please pay special attention to the noise due to the vibration (or resonance).

5.8 During the testing of the fan, please make sure the finger guard is used for safety.

6.0 ELECTRICAL INSPECTION

6.1 Insulation Resistance

Not less than 10M ohm between housing and positive end of lead wire (red) at 500V DC.

6.2 Dielectric Strength

No damage should be found at 500 VAC for 60 seconds, measured with 1mA trip current between housing and positive end of lead wire.

6.3 Life Expectancy

The continuous duty life at given temperature after which, 90% of testing units shall still be running.

6.4 While the fan is running, do not intentionally lock the fan for a long time since the overheating of the motor produced by the long-time locking will damage the fan.

7.0 ENVIRONMENTAL

7.1 Improper use such as disassembling the fan, being covered with dust, or dipping the fan in water that results in defects is not covered in the warranty. Do not use the fan in the environment with corrosive air or liquid.

7.2 Operating Temperature / Humidity

-10°C to +70°C at humidity 65%+/-20% RH.

7.3 Storage Temperature

All function shall be normal after 500 hours storage at -40°C to +70 °C with a 24 hour recovery period at room temperature.

7.4 Humidity

After 96 hours, 95% RH, 40+/-2°C per MIL-STD-202F, method 103B humidity test, the measured data on insulation resistance and dielectric strength shall meet the specification.

7.5 Do not place or store the fan in the environment with high/low temperature/humidity. Do not store the fan for over 6 months; even if the fan is stored in room temperature for over 6 months, the fan may have the electric current leakage.



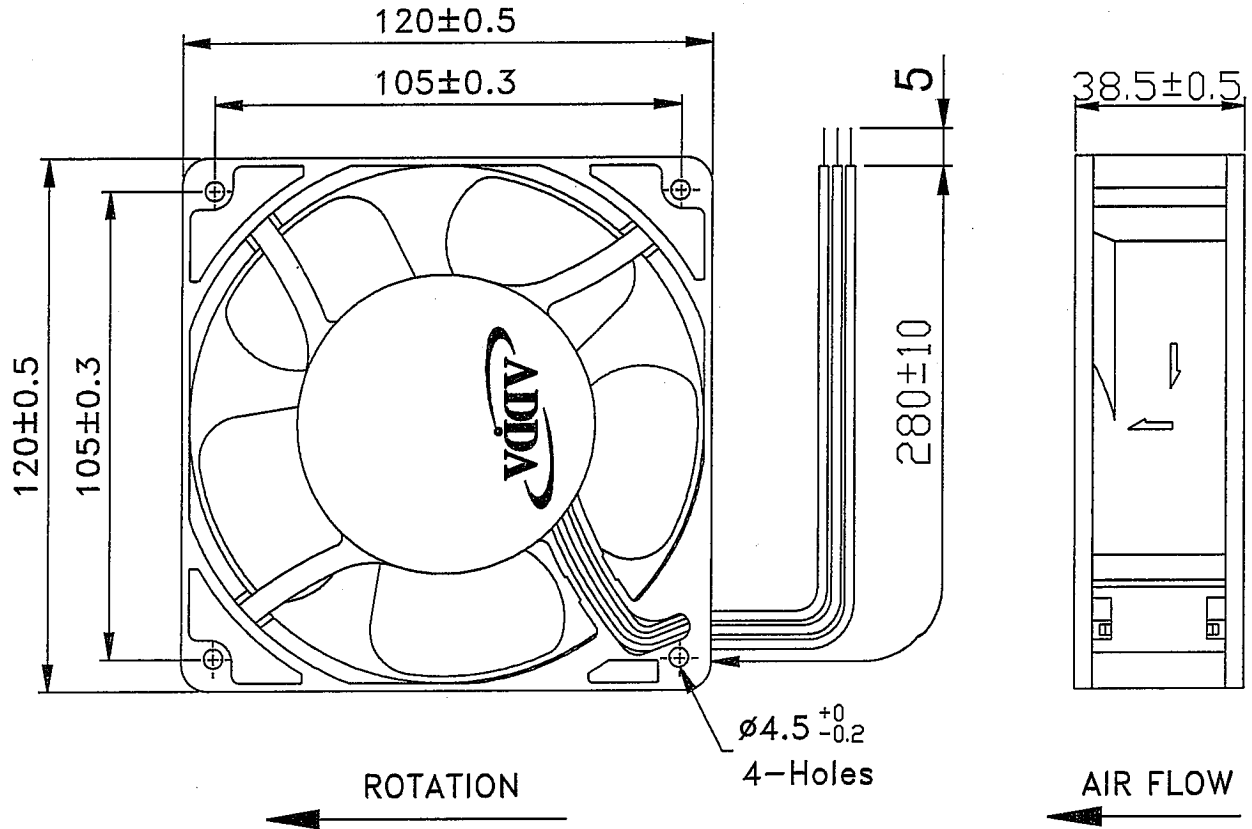
SPECIFICATION

8.0 REMARKS

- 8.1 Material and construction are subject to change without advance notice. The changes should be within specification.
- 8.2 All fans shall meet the quality inspection under sampling plan MIL-STD-105E as follow:

Critical	0.25%
Major	1.00%
Minor	2.50%


9.0 OUTLINE STYLING & DIMENSIONS



LEAD WIRES : UL 1007, AWG24 , L = 280 +/- 10 mm
 Red = positive ; Black = negative.
 White = FG

10.0 Notes:

- 10.1 Please do not touch and push Fan Blade with fingers or others, fan blade and ball bearings may be damaged and it causes noise defect.
- 10.2 Do not carry the fan by its lead wires.
- 10.3 If the fan does not have the polarity protection function, the connection of the colored wires should be red + red, and black + black, or else the fan will be damaged in no time.
- 10.4 For the models without reverse connection of polarity protection, please do not connect the lead wire in reverse



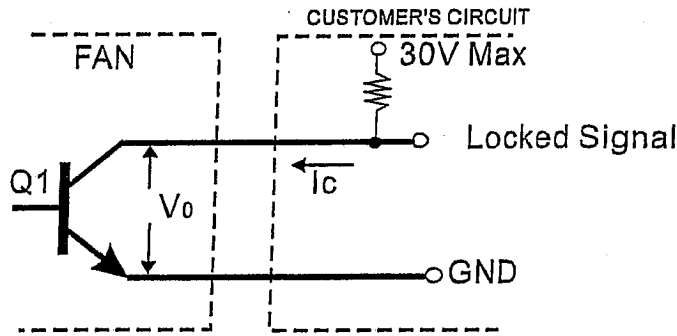


Output of locked signal

*Output type.....Open collector type

*Electrical design suggestion:

(External signal function design is decided by customer)



*Transistor Q1 at "ON" position

Collector current..... $I_c=10\text{mA Max}$

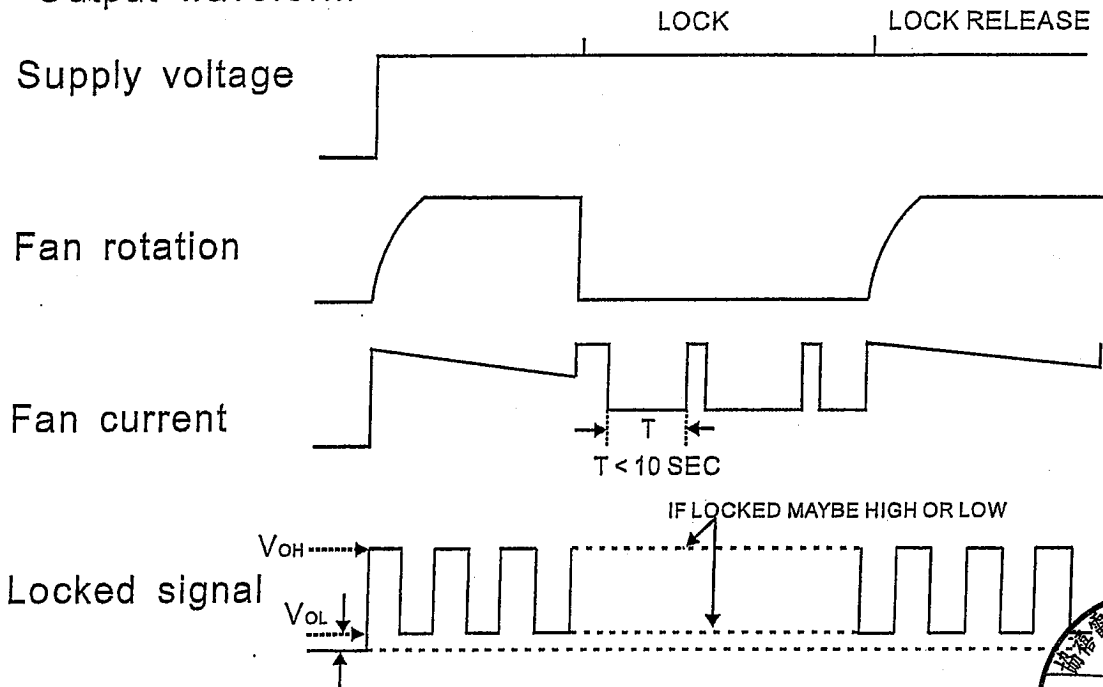
Saturation Voltage..... $V_{OL}=1.0\text{V Max}$

(Between Collector and Emitter at $I_c=10\text{mA}$)

*Transistor Q1 at "OFF" position

Release Voltage..... $V_{OH}=30\text{V Max}$

*Output waveform

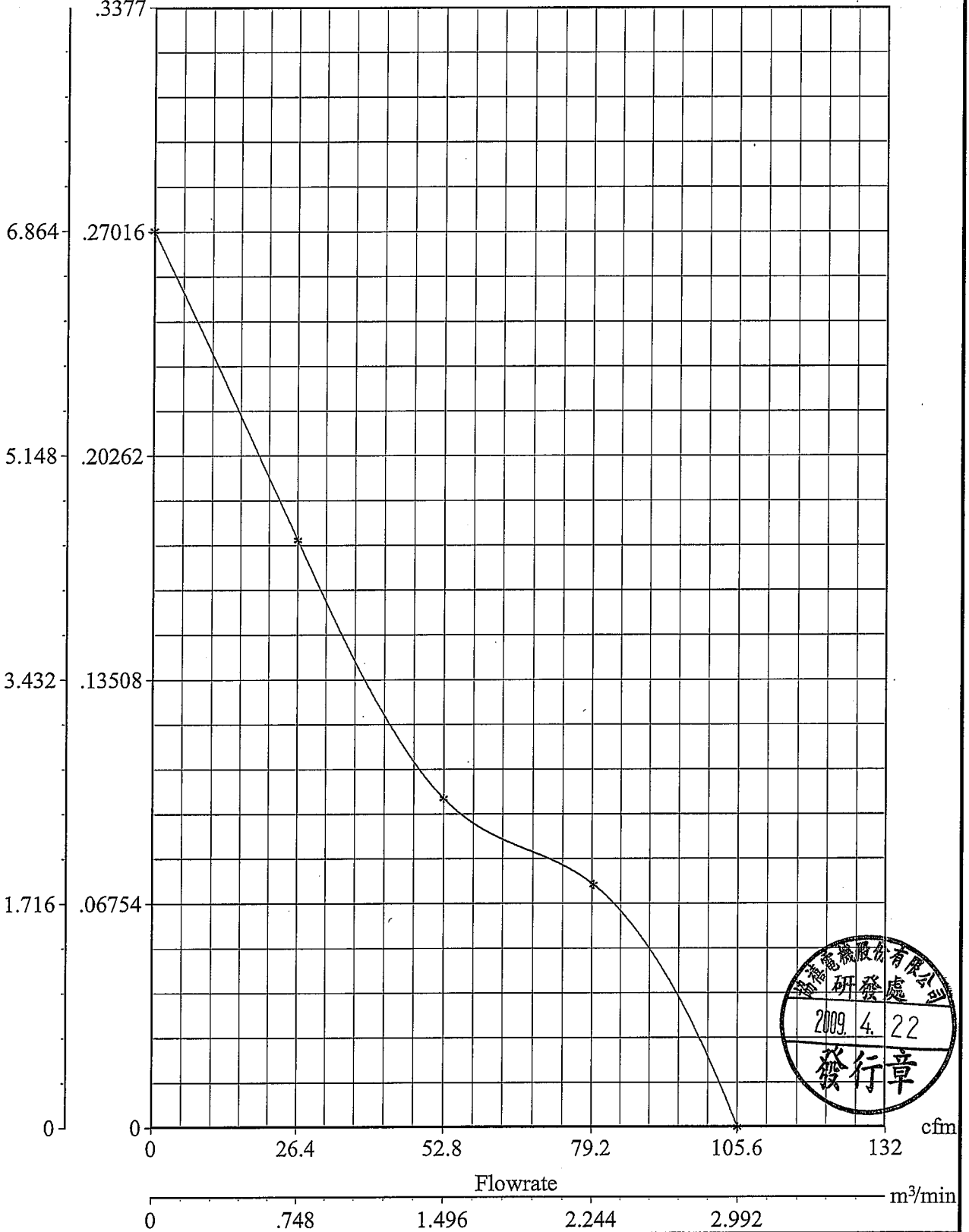




Adda Fan Performance Test Report

Static Pressure
 mmH₂O inH₂O
 .3377

Fan Model : AD1212HB-F53(N)



Approver :

Examiner :

Tester :



AD1212HB-A71	12	.34
AD1212HB-F50	12	.65
AD1212HB-F51	12	.50
AD1212HB-F52	12	.65
AD1212HB-F53	12	.65
AD1212HB-F54	12	.65
AD1212HB-F55	12	.65
AD1212HB-F56	12	.65
AD1212HB-F57	12	.65
AD1212HS-A70	12	.34
AD1212HS-A71	12	.34
AD1212HS-F50	12	.65
AD1212HS-F51	12	.50
AD1212HS-F52	12	.65
AD1212HS-F53	12	.65
AD1212HS-F54	12	.65
AD1212HS-F55	12	.65
AD1212HS-F56	12	.65
AD1212HS-F57	12	.65
AD1212LB-A70	12	.14
AD1212LB-A71	12	.14
AD1212LS-A70	12	.14
AS1212LS-A71	12	.14
AD1212MB-A70	12	.20
AD1212MB-A71	12	.20
AD1212MB-F50	12	.35
AD1212MB-F51	12	.35
AD1212MB-F52	12	.35
AD1212MB-F53	12	.35



Zertifikat

Certificate



Zertifikat Nr. *Certificate No.*
R 50068602

Blatt *Page*
0020

Ihr Zeichen *Client Reference*
12031916

Unser Zeichen *Our Reference*
ZTW2-MRC- 11005418 015


Ausstellungsdatum *Date of Issue*
09.05.2006
(day/mo/yr)

Genehmigungsinhaber *License Holder*
Adda Corporation
6, East Section, Industry 6 Road
Pingtung City 900
Taiwan, R.O.C.

Fertigungsstätte *Manufacturing Plant*
Adda Corporation
6, East Section, Industry 6 Road
Pingtung City 900
Taiwan, R.O.C.

Prüfzeichen *Test Mark*

Geprüft nach *Tested acc. to*
EN 60950-1:2001+A11



Zertifiziertes Produkt (*Geräteidentifikation*)
Certified Product (Product Identification)

Lizenzentgelte - Einheit
License Fee - Unit

Ventilator (DC Fan)

Wie Blatt (As Page) 01

Ergänzung (*Addition*)


Bezeichnung : ADZ1Z2Z3Z4-Z5Z6Z7Z8
(Type Designation)
Z1 steht für (stands for) : 20, 02, 03, 35, 04, 45, 05, 50,
06, 07, 08, 09, 12 oder (or) 75
Z2 steht für (stands for) : 05, 12, 24 oder (or) 48
Z3 steht für (stands for) : U, H, M, L oder (or) D
Z4 steht für (stands for) : B, S oder (or) X
Z5 steht für (stands for) : A, C, D, F, J, K, Q, R, Y oder
(or) G
Z6 steht für (stands for) : 5, 7, 9, A, B oder (or) C
Z7 steht für (stands for) : 0, 1, 2, 3, 4, 6, 8, A oder
(or) B
Z8 steht für (stands for) : freibleibend (blank) oder (or)
GL

ANLAGE (*Appendix*): 1

Dem Zertifikat liegt unsere Prüf- und Zertifizierungsordnung zugrunde.
Das Produkt entspricht den o.g. Anforderungen, die Herstellung wird überwacht.
This certificate is based on our Testing and Certification Regulation. The product
fulfills above-mentioned-requirements, the production is subject to surveillance.

TÜV Rheinland Product Safety GmbH, Am Grauen Stein, D-51105 Köln

Tel.:(+49/221)8 06 - 13 71 Fax:(+49/221)8 06 - 39 35 e-mail: Althoff@de.tuv.com



Zertifizierungsstelle

Dipl.-Ing. B. Scheirer