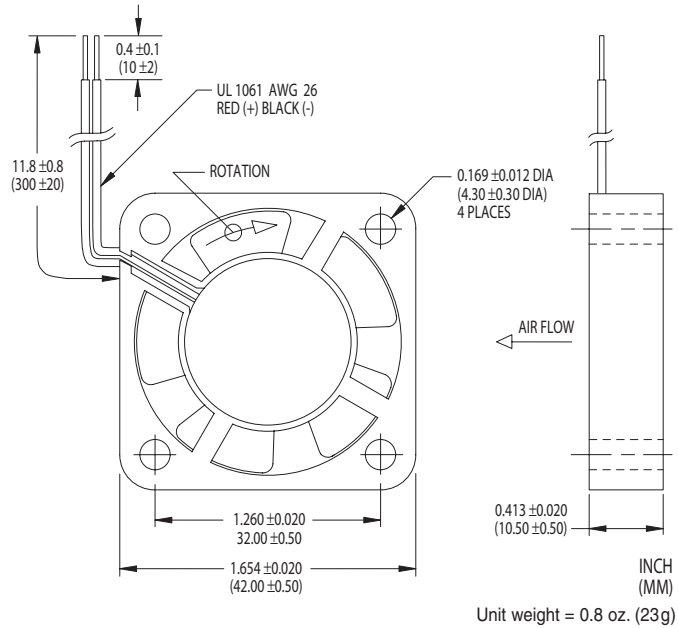


42×10.5mm




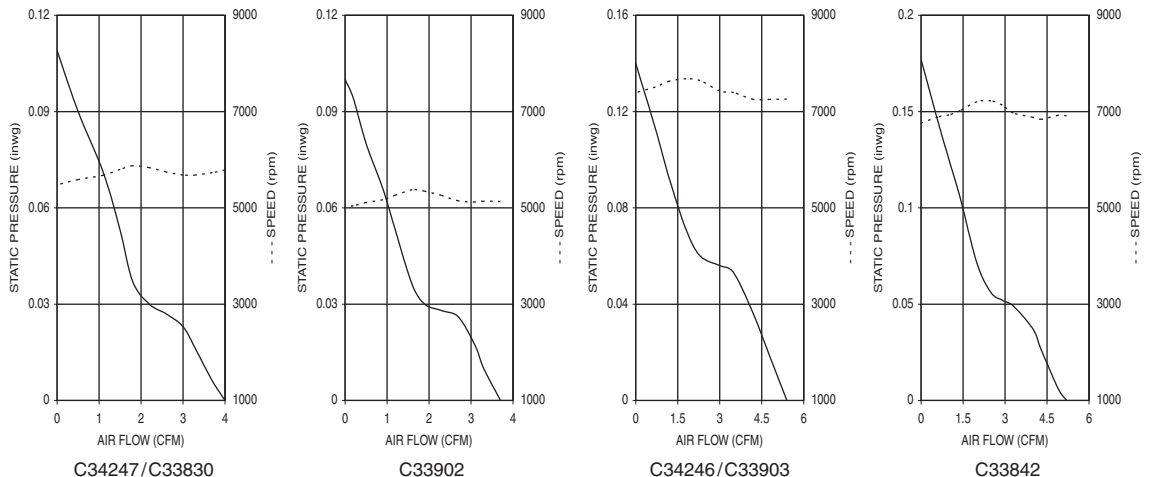
- ▶ 5V, 12V and 24V Models
- ▶ Strut Side Discharge
- ▶ Permanently Lubricated Ball Bearings
- ▶ Tachometer and Locked Rotor Alarm Options Available
- ▶ Energy-Absorbing Thermoplastic Housing and Impeller Rated V-0



TAI50DC Series—Electrical and Mechanical Characteristics

Model	Air Flow (CFM)	Operating Voltage		Current (mA)	Power (W)	Sound Level			Bearing	Operating Temp.	
		Nom. (V)	Range (V)			Pressure (dBA)	NPEL (Bels)	Fan Speed (rpm)		Min. (°C)	Max. (°C)
C34247	4.0	5.0	4.5-5.5	100	0.50	21.2	4.0	5,000	Ball	-10	+60
C33830	4.0	12	10.2-13.8	80	0.96	22.1	4.1	5,000	Ball	-10	+60
C33902	4.0	24	20.4-27.6	70	1.68	22.1	4.1	5,000	Ball	-10	+60
C34246	5.4	5.0	4.5-5.5	200	1.00	29.1	4.8	7,000	Ball	-10	+60
C33842	5.4	12	10.2-13.8	110	1.32	29.1	4.8	7,000	Ball	-10	+60
C33903	5.4	24	20.4-27.6	80	1.92	29.1	4.8	7,000	Ball	-10	+60

Note: Air flow, current, power, speed and sound level ratings are at nominal voltage against zero static pressure. NPEL = Noise Power Emission Level. Power termination and signal options are designated by two-digit suffixes added to the model names: For color-coded 300mm power leads with stripped ends, add "-16" to the model numbers.



Nidec
Nidec America Corporation

phone 781-848-0970 · email fans@nidecamerica.com · www.nidecamerica.com