



DONGGUAN PROTECHNIC ELECTRIC CO., LTD.

## SPECIFICATION FOR APPROVAL

CUSTOMER: CWC GROUPS

MODEL: MGT5012XR-O10

Series: A

P/N: \_\_\_\_\_

Rev: 00

Date: Jun.04.2013

CUSTOMER APPROVAL  
APPROVED / DATE

Rev	Description

Notice:

This offer is made according to your current inquiry. Unless otherwise revised, this specification will be final for all future production of orders from your company.

Kindly study in detail and send back to us the specification sheets with your confirmation signature in order to make an arrangement for production.

Approved by	Checked by	Authorized by
成旭平 Jun.06.2013	梁峰 Jun.06.2013	齐吉/刘化为 Jun.06.2013

No.28, Datang Road, Xinjiuwei, Liaobu Town, Dongguan City, Guangdong, P.R.O. China

Postcode: 523410

E-mail: protech@rotechnic.com

Tel: +86 (0) 769 83306898, 83306415, 83306416 Fax: +86 (0) 769 83306889

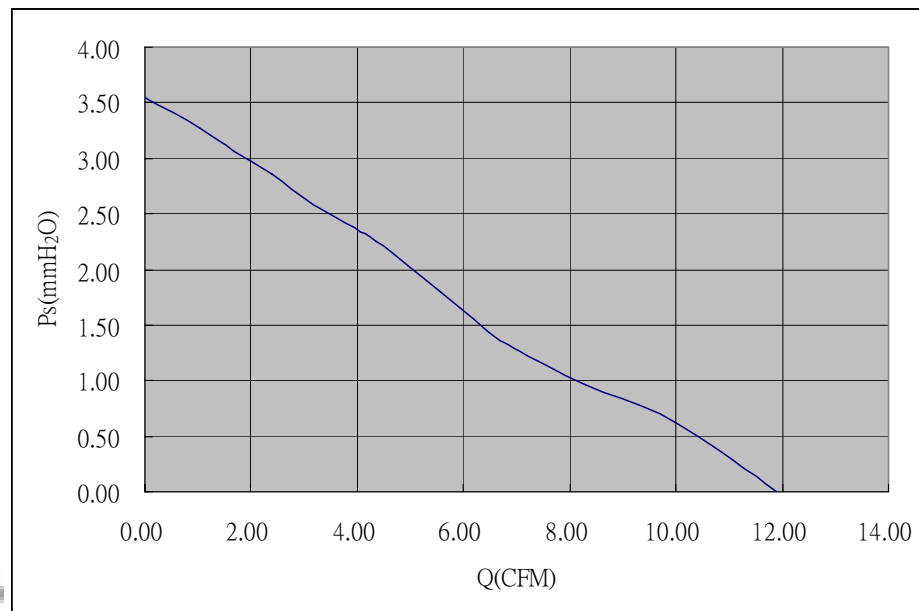


# PRODUCT SAFETY

1. Protechnic will not guarantee this product if it is used in conditions other than the parameters outlined in this specifications.
2. Please contact Protechnic to confirm any customer requirements not specified in the specification.
3. Please handle fans carefully. Damage may result from pressure to the impeller, carrying by the lead wires, or dropping fans on a hard surface.
4. The introduction of power, dust water insects or other erosion elements into the hub will result in safety problems or product failure, except in products designed for special environments.
5. Items 1-4, mentioned above, are generally pertinent to our products, and should be a first point of reference.
6. It is very important to establish the correct polarity before connecting the fan to the power source, Positive (+) and Negative (-). Damage may be cause by connecting with reverse polarity.
7. Avoid operating Protechnic products in environments where poisonous or corrosive elements are present (organic, silicon, cyanogens, formal in phenol, H<sub>2</sub>S, SO<sub>2</sub>, NO<sub>2</sub>, Cl<sub>2</sub>, etc)
8. Please ensure that fans are stored according to the storage temperature specified. Do not store in a high humidity environment. If fans are stored for more than 6 months, Protechnic recommends testing of fans before using.
9. Not all series fans are provided with the lock rotor protection feature. Damage or failure will result from operating fans without this feature, if the impeller for the fan is in any way hindered or impaired.
10. Install fans carefully. Incorrect mounting or installation may result in excessive resonance, vibration and subsequent noise.
11. Safety is a top priority. Please utilize guard accessories to prevent injury to personnel.
12. Unless otherwise noted, all tests are conducted at 25°C ambient temperature, and 65% relative humidity.
13. When using multiple fans in parallel, connect an 'over 4.7μF 'capacitor externally to the fan to prevent abnormity resulting from unstable power.
14. Any change to the parameters specified in this specification will be determined by mutual agreement between both parties. Parameters not specified will be identical to the final sample approved by your company.


ITEMS	DESCRIPTION
Rated Voltage	D.C.12.0V
Operating voltage	D.C.5.0V~13.8V
Start up voltage	D.C.5.0V (At 25°C Power ON/OFF )
Current	0.19A
Power	2.28W
Speed	5,800 <sup>+200</sup> / <sub>-580</sub> rpm (At 25°C, To record speed after fan running normal, This time about 3~5minutes)
Air flow (at zero static pressure)	11.90CFM(0.337m <sup>3</sup> /min) Min:10.71CFM (0.303m <sup>3</sup> /min)
Air pressure (at zero air flow)	3.55mmH <sub>2</sub> O (0.140inchH <sub>2</sub> O) Min:2.88mmH <sub>2</sub> O (0.113inchH <sub>2</sub> O)
Acoustical noise	34.6dB(A) Max:37.6dB(A)
Life expectancy	70,000hrs continuous at 40°C, 15~65% relative humidity
Insulation resistance	Min 10Meg Ohm between internal stator and lead wire (+) at 500VDC
Dielectric strength	5mA max at 600VAC 50Hz 1 second between frame and (+) terminal
Operating temperature and humidity	-10°C to 90°C, 5% to 90% RH
Storage temperature and humidity	-40°C to 90°C, 5% to 95% RH
Lock rotor protection	Yes

PQ curve: (Rated Voltage or rated voltage at 100%PWM if applied )



Noise Test: (ISO10302)

- 1.Measurement within anechoic chamber under free air condition
- 2.Microphone is placed at a distance of 1m on the axis of air intake side
- 3.Chamber background noise max 6.7dB(A)
- 4.Using microphone: G.R.A.S 1/2 inch measure system 40AE+26CA or 1 inch low measure system 40HF
- 5.Test system: National Instrument NI-4474 data acquisition system
- 6.Acoustical noise at rated speed

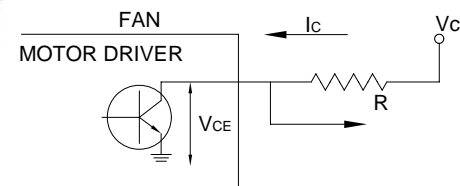


Output of rotary Signal:

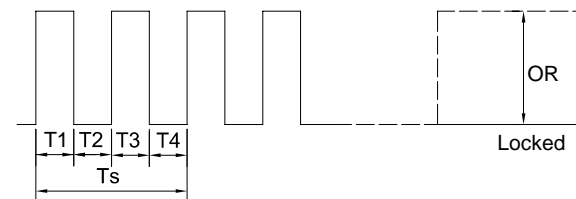
1.Output method- open collector method

2. Circuit Specification:

- 2-1.Specification:  
 Vcc =15V MAX  
 Vce(sat)=1.0V MAX  
 Ic=5mA MAX  
 R ≥ Vcc/Ic



2-2. Frequency Generator Waveform:



One Fan Rotation

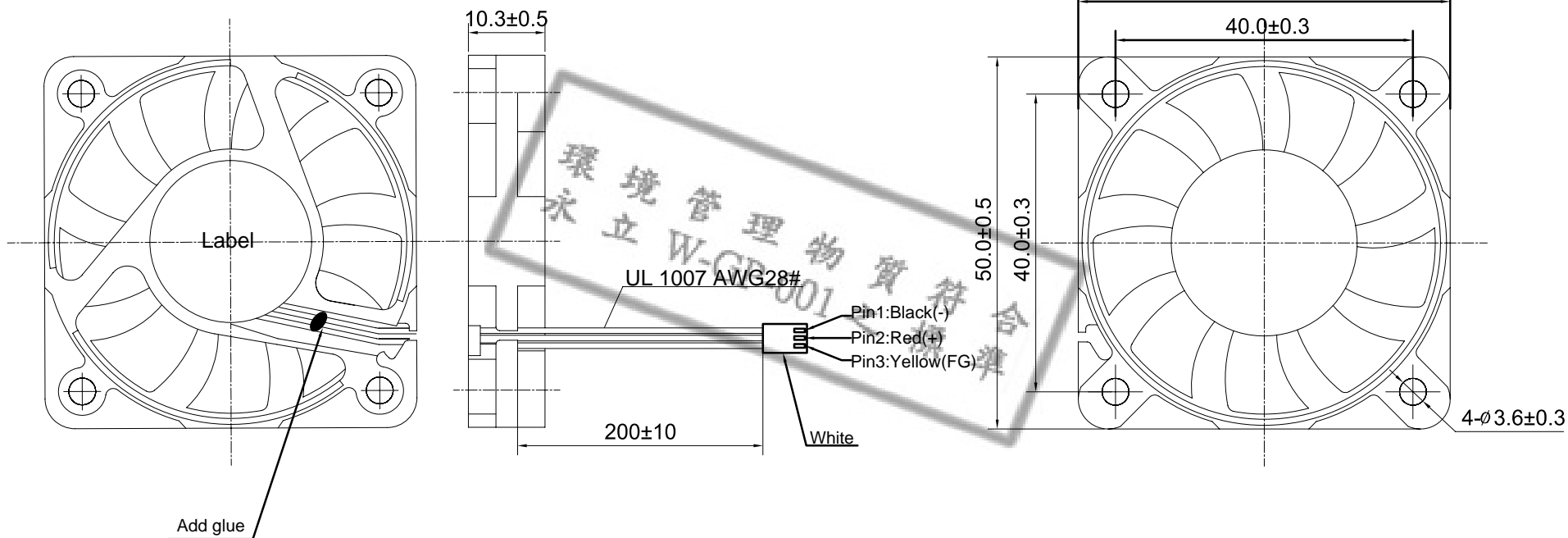
N: Revolution per minute (rpm).

T1~T4 ≈ 1/4 Ts = 60/N (sec).

Pulse width duty = T1 ÷ (T1+T2) = 50±5%



ITEMS	DESCRIPTION	REMARKS
Frame	PBT(30%GF) UL: 94V-0	
Impeller	PBT(30%GF) UL: 94V-0	
Weight	18g	
Bearing	Rifle bearing	
Housing	WST P3-I25004F	or equivalence
Terminal	WST I25004PS-2	or equivalence
Tube	N/A	
Label	∅23mm Material: PET	Protechnic



DC BRUSHLESS FAN		Unit	mm
DONGGUAN PROTECHNIC ELECTRIC CO.,LTD.			