

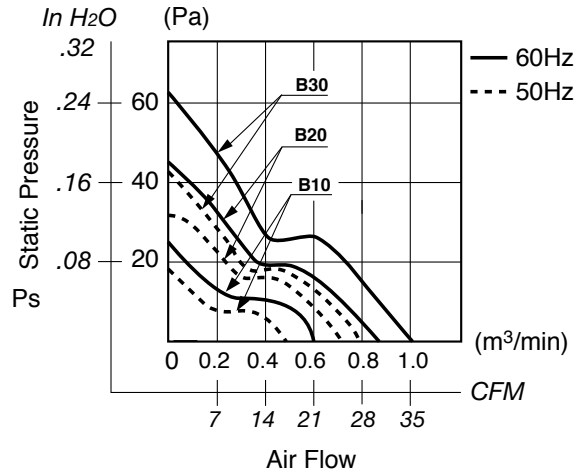
General Specifications

Motor Structure: Shaded Pole Induction Motor
Motor Protection: Impedance Protection
Insulation Resistance:
 10M Ω or over with a DC500V Megger
Dielectric Withstand Voltage: AC 700V 1s
Allowable Ambient Temperature Range:
 -10°C ~ +70°C (Operating)
 -40°C ~ +70°C (Storage)
 (non-condensing environment)

Expected Life

Failure Rate: 10%
 25°C 50,000 Hours

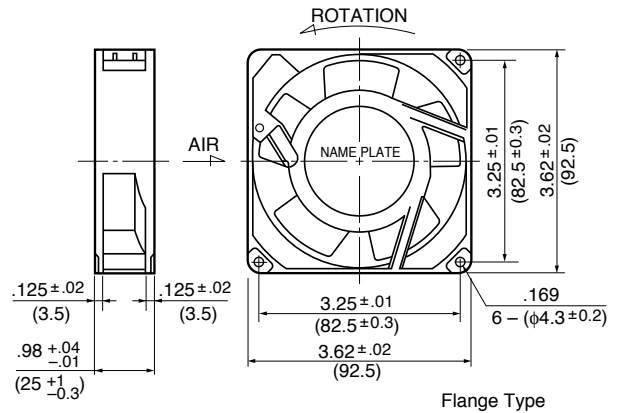
Characteristic Curves



Material

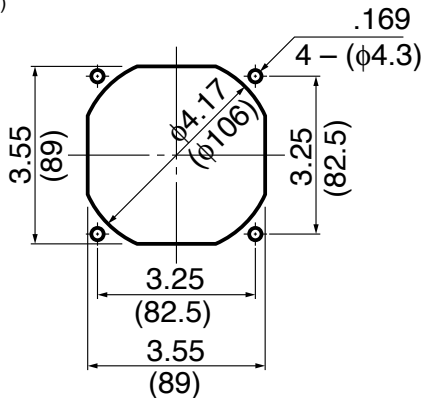
Casing : Aluminum
 Impeller : Polycarbonate
 (Glass Fiber-Containing)
 Bearing : Ball Bearing
 Lead Wire : AWG22, UL3266, CSA CL1252
 or Terminal : Faston #110 or equivalent

Outline



Panel Cut-Outs

Units: $\frac{\text{inch}}{\text{mm}}$



INLET SIDE / OUTLET SIDE

Specifications

MODEL	Rated Voltage	Frequency	Starting Voltage	Current	Input Power	Speed	Max. Air Flow		Max. Static Pressure		Noise	Mass
	(V)	(Hz)	(V)	(A) ^{*1}	(W) ^{+10% -20%}	(min ⁻¹) ^{*3}	CFM	(m ³ /min) ^{*3}	in H ₂ O	(Pa) ^{*3}	(dB) ^{*2}	(g)
** 3610PS-10T-B30-B00	100	50	65	0.190	13.0	2600	28.0	0.80	.17	43.1	33.5	300
	100	60	65	0.150	10.0	3100	34.5	0.98	.24	60.7	38.0	300
3610PS-12T-B30-A00	115	50	75	0.170	12.0	2600	28.0	0.80	.17	43.1	33.5	300
	115	60	75	0.130	9.0	3100	34.5	0.98	.24	60.7	38.0	300
** 3610PS-20T-B30-B00	200	50	130	0.100	13.0	2600	28.0	0.80	.17	43.1	33.5	300
	200	60	130	0.080	10.0	3100	34.5	0.98	.24	60.7	38.0	300
** 3610PS-22T-B30-B00	220	50	165	0.100	13.0	2600	28.0	0.80	.17	43.1	34.0	300
	220	60	165	0.080	10.0	3100	34.5	0.98	.24	60.7	39.0	300
3610PS-23T-B30-A00	230	50	180	0.090	13.0	2600	28.0	0.80	.17	43.1	34.0	300
	230	60	180	0.070	10.0	3100	34.5	0.98	.24	60.7	39.0	300
** 3610PS-24T-B30-A00	240	50	180	0.085	13.0	2600	28.0	0.80	.17	43.1	34.0	300
	240	60	180	0.065	10.0	3100	34.5	0.98	.24	60.7	39.0	300
** 3610PS-10T-B20-B00	100	50	65	0.095	7.0	2100	21.0	0.60	.11	27.4	30.0	300
	100	60	65	0.085	6.0	2500	28.0	0.80	.16	39.2	35.0	300
3610PS-12T-B20-A00	115	50	75	0.095	7.0	2100	21.0	0.60	.12	29.4	30.0	300
	115	60	75	0.090	6.0	2500	28.0	0.80	.16	39.2	35.0	300
** 3610PS-20T-B20-B00	200	50	130	0.060	7.0	2100	22.9	0.65	.11	27.4	30.0	300
	200	60	160	0.050	6.0	2500	28.0	0.80	.16	39.0	35.0	300
** 3610PS-22T-B20-B00	220	50	165	0.050	6.5	2100	21.0	0.60	.12	29.4	30.0	300
	220	60	165	0.050	5.5	2500	28.0	0.80	.15	38.2	35.0	300
3610PS-23T-B20-A00	230	50	180	0.050	7.0	2100	21.0	0.60	.12	29.4	30.0	300
	230	60	180	0.050	6.0	2500	28.0	0.80	.16	39.2	35.0	300
** 3610PS-24T-B20-A00	240	50	180	0.050	9.0	2100	21.0	0.60	.12	29.4	30.0	300
	240	60	180	0.050	8.0	2500	28.0	0.80	.16	39.2	35.0	300
** 3610PS-10T-B10-B00	100	50	65	0.100	7.0	1450	16.0	0.46	.05	13.7	23.0	300
	100	60	65	0.090	6.0	1800	20.0	0.58	.08	19.6	26.0	300
3610PS-12T-B10-A00	115	50	75	0.090	7.0	1450	16.0	0.46	.05	13.7	22.0	300
	115	60	75	0.080	6.0	1800	20.0	0.58	.08	19.6	25.0	300
** 3610PS-20T-B10-B00	200	50	130	0.045	7.0	1500	16.0	0.46	.05	13.7	24.0	300
	200	60	130	0.040	6.0	1900	21.0	0.60	.08	19.6	27.0	300
** 3610PS-22T-B10-B00	220	50	165	0.050	8.0	1450	16.0	0.46	.05	13.7	23.0	300
	220	60	165	0.040	7.0	1800	21.0	0.60	.08	19.6	26.0	300
3610PS-23T-B10-A00	230	50	180	0.050	7.0	1450	16.0	0.46	.05	13.7	22.0	300
	230	60	180	0.040	6.0	1800	20.0	0.58	.08	19.6	26.0	300
** 3610PS-24T-B10-A00	240	50	180	0.050	8.0	1450	16.0	0.46	.05	13.7	24.0	300
	240	60	180	0.045	7.0	1800	21.0	0.60	.08	19.6	27.0	300

Rotation: Counterclockwise
 ** Contact NMB for Availability

Airflow Outlet: Air Out Over Struts

*1: Maximum Values in Free Air
 *2: Average Values in Free Air
 *3: Minimum Values in Free Air