

FEATURES

150W Constant Current

LSWC-150 SERIES

- Ultra High Efficiency (Up to 93%)
- Build-in Active PFC (0.99 Typical)
- All-Round protection: OVP, SCP, OTP
- Waterproof (IP67)
- Constant Output Current



SPECIFICATION

Model		LSWC-150S035ST	LSWC-150S045ST	LSWC-150S070ST	LSWC-150S105ST	LSWC-150S140ST	LSWC-150S175ST	
Output	Voltage	257~429	200~333	129~214	86~143	64~107	52~86	
	Current (min-max)	350 mA	450 mA	700 mA	1050 mA	1400 mA	1750 mA	
	No load Output Voltage ± 5 V	446	347	223	149	111	89	
	Ripple & Noise (3)	12.9 V	10.0 V	6.4 V	4.3 V	3.2 V	2.6	
	Line Regulation	1%						
	Load Regulation	3%						
	Turn-on Delay Time (typ-max)	1.0 ~2.0s						
	Leakage	0.75 m A Vin=277V, 50Hz						
Input	Voltage Range	90 ~ 305 Vac						
	Frequency Range	47Hz ~63Hz						
	PFC (2)	110VAC	0.99	0.99	0.99	0.99	0.99	0.99
		220VAC	0.96	0.96	0.96	0.96	0.96	0.96
	Efficiency (Typ.) at 220Vac (2)	93.0%	93.0%	93.0%	93.0%	92.5%	92.5%	
	Inrush Current	65A cold start, Vin=230V						
AC Current (Typ.)	1.6 A / 110 VAC		0.75 A / 220 VAC					
Protections	Short Circuit Protection	Protection type : Hiccup mode, recovers automatically after fault condition is removed						
	Over Temperature Protection (Typ.)	110 °C						
	Over Voltage (Typ.)	1.2% Vo \pm 5% floating deviation (Latch mode. The power supply shall return to normal operation only after the power is turn-on again.)						
Environmental	Temperature Range	Operational	- 35°C ~ 60°C					
		Storage	- 40 ~ +85°C					
	Humidity	Operational	10% ~ 100% RH					
		Storage	5% ~100% R.H					
Safety & EMC	Safety Standards	UL8750, UL935, UL1012, CSA-C22.2 No.107.1 EN61347-1, EN61347-2-13						
	EMI Conduction & Radiation	EN55015						
	EMS Immunity	EN61000-3-2, EN61000-3-3, EN61000-4-2, EN61000-4-3, EN61000-4-4, EN61000-4-5, EN61000-4-6, EN61000-4-8, EN61000-4-11, EN61547						
Others	MTBF	350,000 HOURS						
	Life Time	75,000 hours						
	Dimension	Inches (L*W*H) 7.40*3.07*1.46		Millimeters (L*W*H) 188.5*78*37				
	Weight	1100G						



SPECIFICATION

150W Constant Current

LSWC-150 SERIES

- Ultra High Efficiency (Up to 93%)
- Build-in Active PFC (0.99 Typical)
- All-Round protection: OVP, SCP, OTP
- Waterproof (IP67)
- Constant Output Current



FEATURES

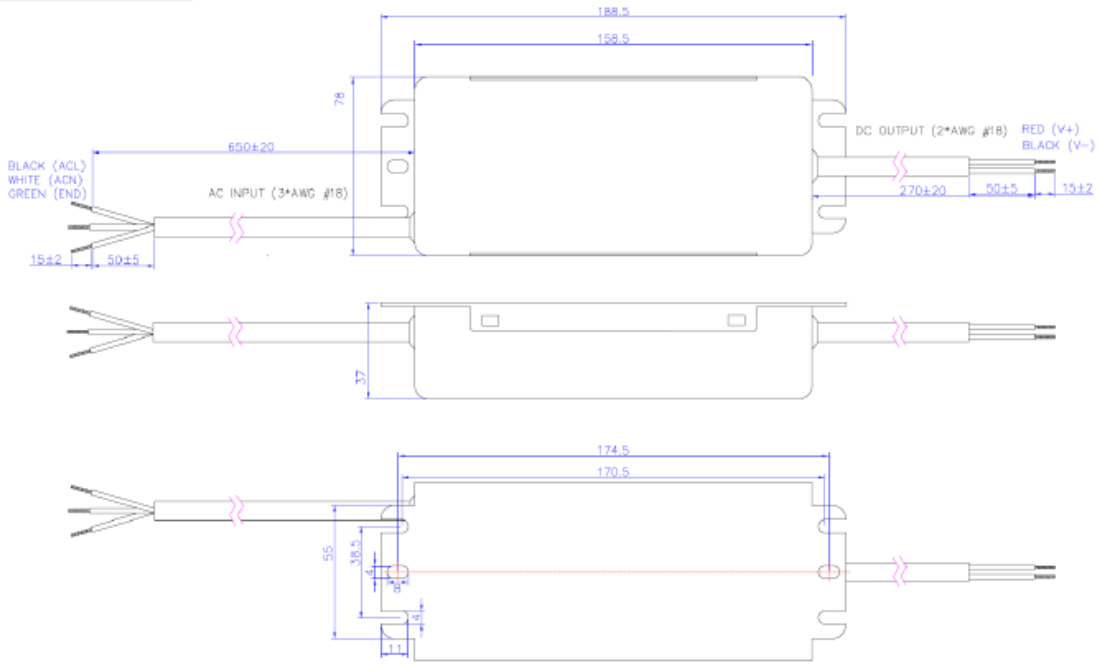
Model		LSWC-150S210ST	LSWC-150S315ST	LSWC-150S350ST	LSWC-150S420ST	LSWC-150S280ST	
Output	Voltage	43~71	29~48	26~43	21~36	32~54	
	Current Range	2100 mA	3150 mA	3500 mA	4200 mA	2800 mA	
	No load Output Voltage ± 5 V	78	52	47	37	58	
	Ripple & Noise (3)	2.1 V	1.4 V	1.3 V	1.1 V	1.6 V	
	Line Regulation	1%					
	Load Regulation	3%					
	Turn-on Delay	1.0 ~2.0s					
	Leakage	0.75 mA $V_{in}=277V, 50Hz$					
Input	Voltage Range	90 ~ 305 Vac					
	Frequency Range	47Hz ~ 63Hz					
	PFC (2)	110VAC	0.99	0.99	0.99	0.99	0.99
		220VAC	0.96	0.96	0.96	0.96	0.96
	Efficiency (Typ.) at 220Vac (2)	92.0%	91.0%	91.0%	91.0%	91.0%	
	Inrush Current	65A cold start, $V_{in}=230V$					
AC Current (Typ.)	1.6 A / 110 VAC		0.75 A / 220 VAC				
Protections	Short Circuit Protection	Protection type : Hiccup mode, recovers automatically after fault condition is removed					
	Over Temperature Protection (Typ.)	110 °C					
	Over Voltage (Typ.)	1.2% $V_o \pm 5\%$ floating deviation (Latch mode. The power supply shall return to normal operation only after the power is turn-on again.)					
Environmental	Temperature Range	Operational	- 35°C ~ 60°C				
		Storage	- 40 ~ +85°C				
	Humidity	Operational	10% ~ 100% RH				
		Storage	5% ~100% R.H				
Safety & EMC	Safety Standards	UL8750, UL935, UL1012, CSA-C22.2 No.107.1 EN61347-1, EN61347-2-13					
	EMI Conduction & Radiation	EN55015					
	EMS Immunity	EN61000-3-2, EN61000-3-3, EN61000-4-2, EN61000-4-3, EN61000-4-4, EN61000-4-5, EN61000-4-6, EN61000-4-8, EN61000-4-11, EN61547					
Others	MTBF	350,000 hours					
	Life Time	75,000 HOURS					
	Dimension (L*W*H)	Inches (L*W*H)	7.40*3.07*1.46	Millimeters (L*W*H)	188.5*78*37		
	Weight	1100G					



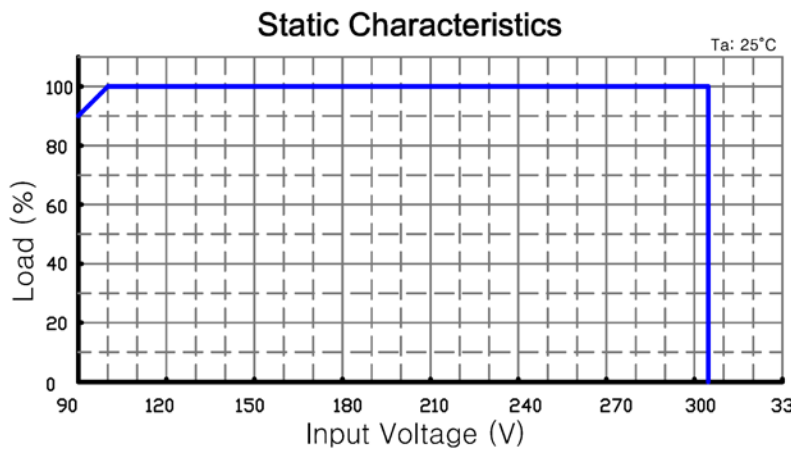
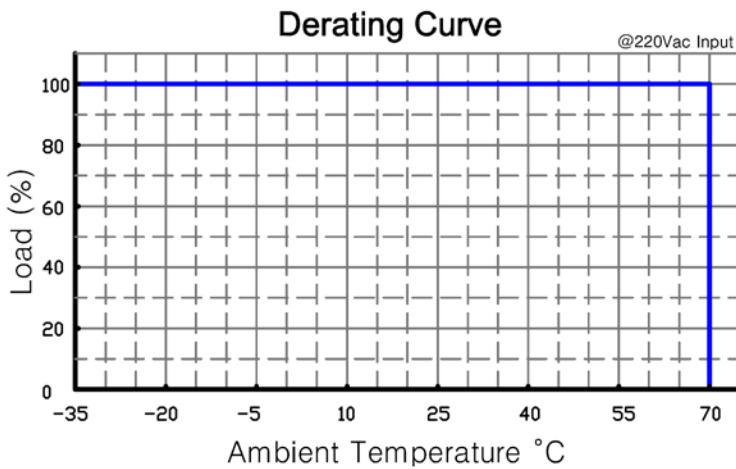
NOTE:

1. All specifications are typical at 25°C unless otherwise stated.
2. The “Efficiency” & “PF” values are measured at full load, after the unit is thermally stabilized, otherwise they will be lower about 1%.
3. The “Ripple & Noise” values are measured by 20MHz bandwidth oscilloscope and the output paralleled a 0.1uF ceramic capacitor and a 10uF electrolytic capacitor.

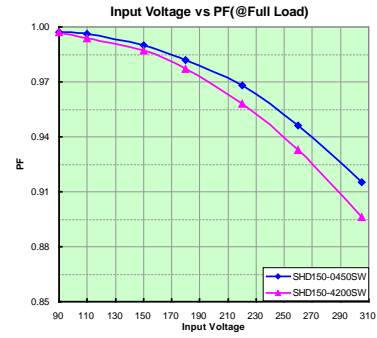
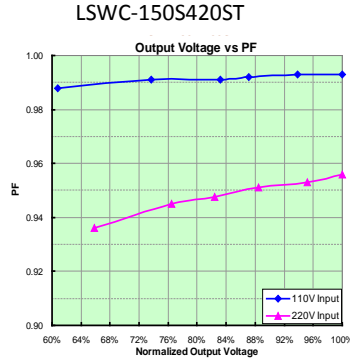
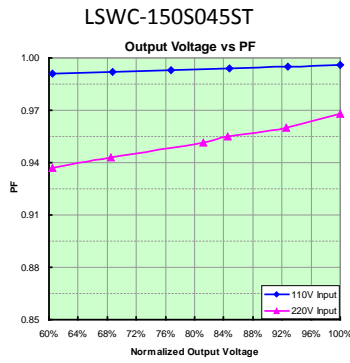
Mechanical Specification



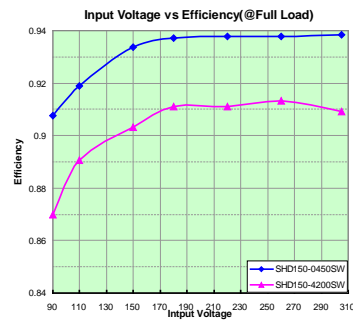
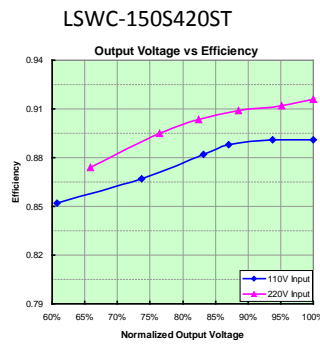
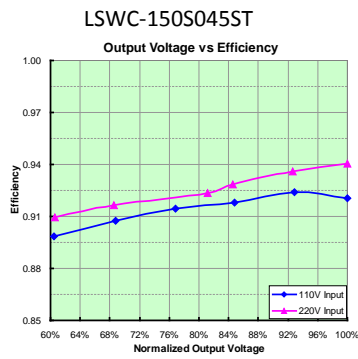
Derating Character



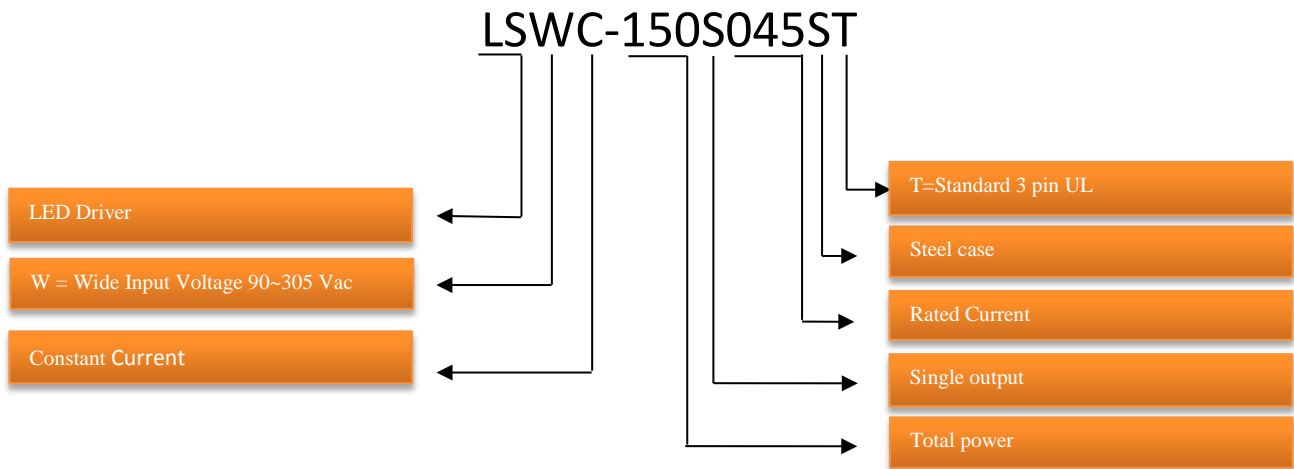
Power Factor Characters



Efficiency vs Load



PART NUMBER SCHEME



SPECIFICATIONS ARE SUBJECT TO CHANGE WITHOUT NOTICE
 AUTECH IS NOT RESPONSIBLE FOR ISSUES ARISING FROM ERRORS OR OMISSIONS

